

Document No.: RAM Boost Master Help Document

RAM Boost Master

CareWindows Corp.

<http://www.CareWindows.com>

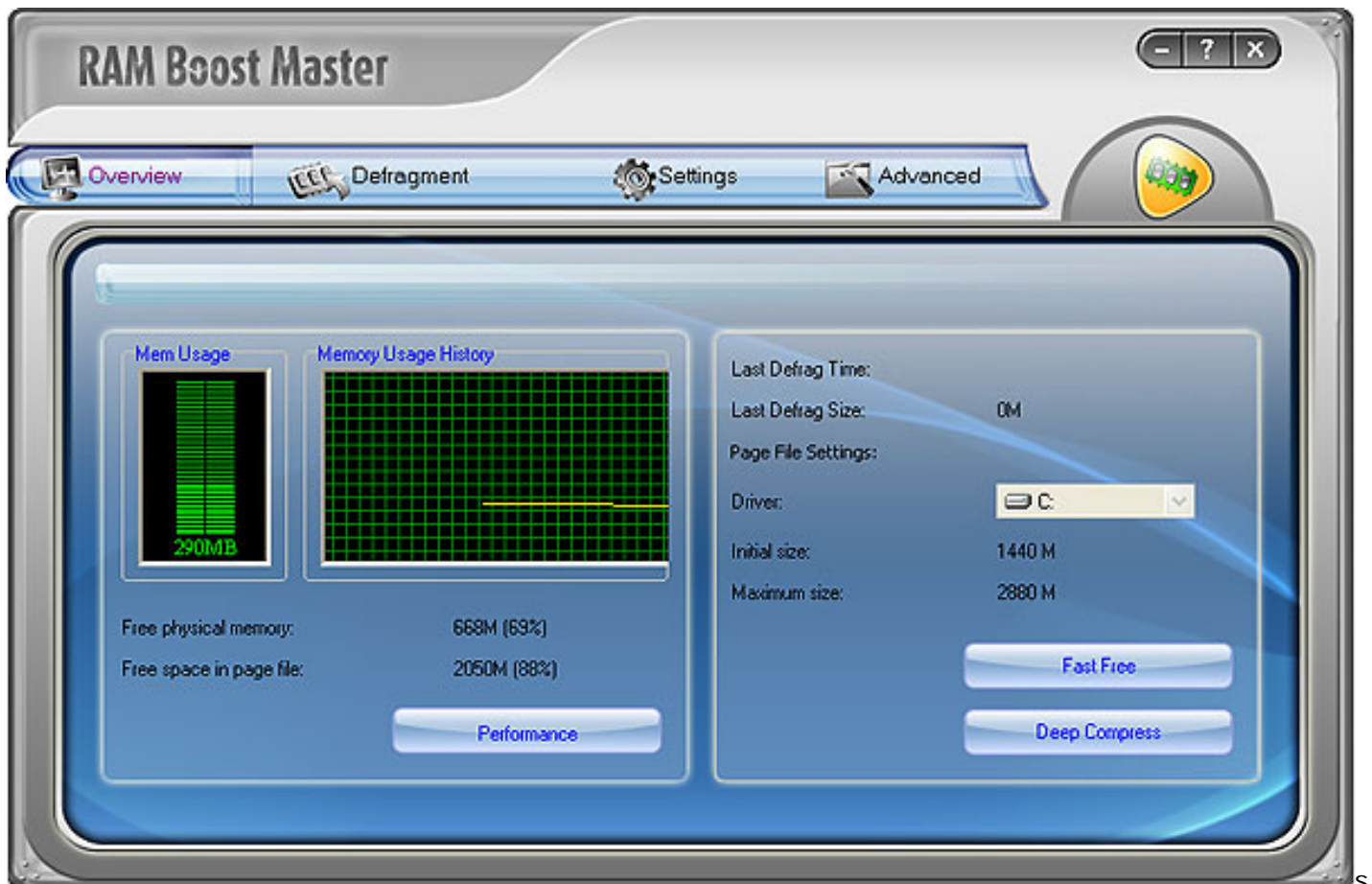
Pages Order

Getting Started	Pages 3-5
Using RAM Boost Master	Pages 6-14
About CareWindows	Pages 15-16
FAQs	Pages 17
How to Buy	Pages 18-19

Introduction

RAM Boost Master is a RAM memory optimizer. It optimizes your cache to act as a ram booster, boosts up your computer speed, frees up RAM memory and makes your computer make your computer run faster and crash less often. It will compress physical memory and will recover used memory from Windows and other applications. It is an easy and powerful tool for both beginners and experts. RAM Boost Master boosts the physical memory available to Windows 2000/2K/XP. You don't need to reboot your computer anymore.

Our application integrates both process and startup manager. It has an easy to use interface that will display information about free and used physical memory, free and used page file, CPU usage and clipboard content. You can use the schedule feature to optimize the memory when you are away from the computer.



[Buy Now](#)

Features

What the RAM Boost Master is and what you can do with it:

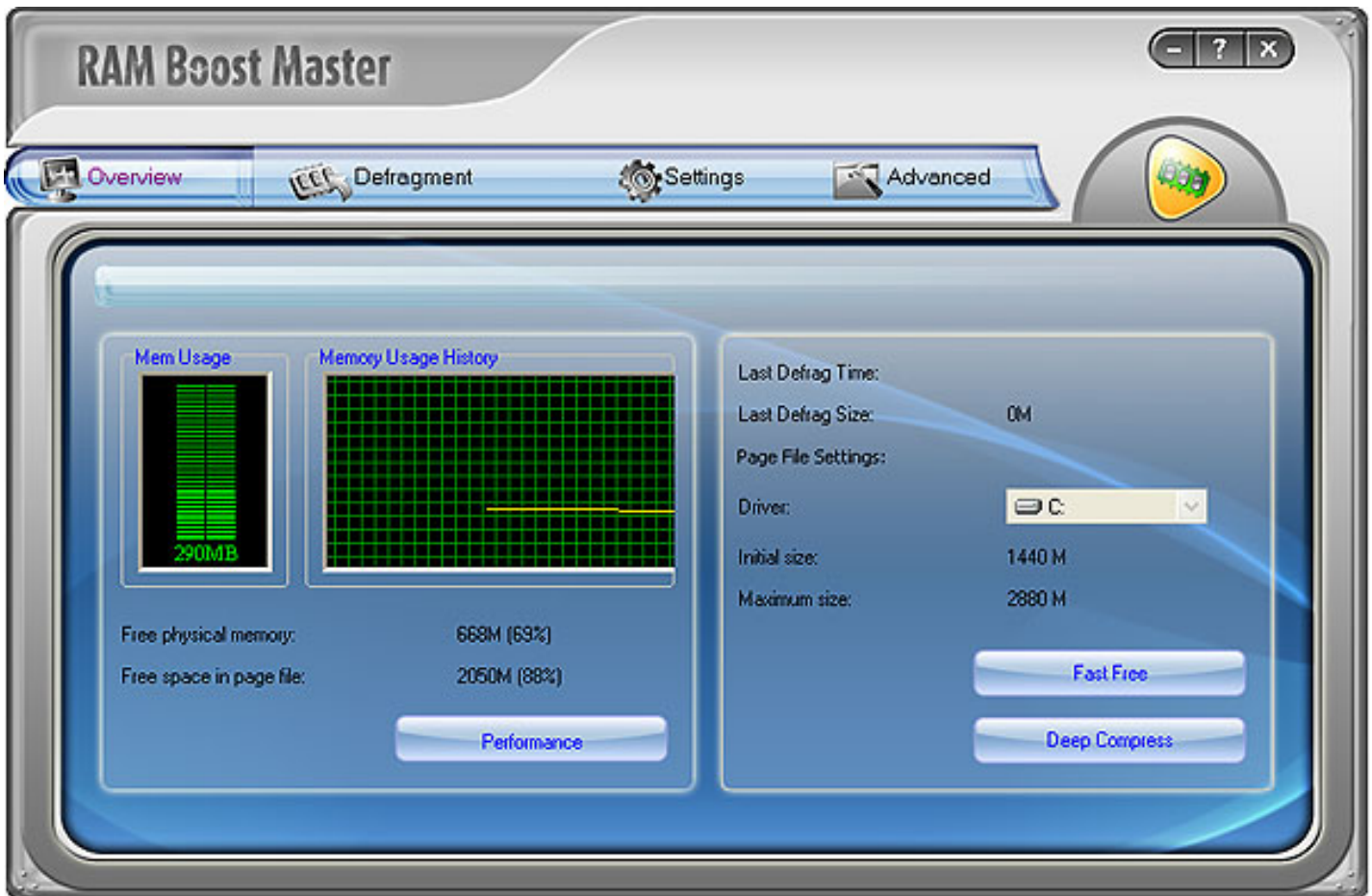
- A high-performance memory manager
- Monitor your system and automatically optimize it when needed without interrupting your work.
- Speed up your computer by managing its memory
- See exactly how much memory you have at any time
- you can change the automatic memory optimization settings
- you can specify how much memory you want to free up
- you can use the slider to specify how much memory should be freed. Click recommended to free up the specified amount of memory.
- The module under Clipboard shows the current amount of memory occupied by the data in your clipboard.
- Add the process you want to clean up or compress into the Black List.
- Add the process you do not want to clean up or compress into the White List.
- Fast free and deep compress much more easier and faster.

So, with one quick look you can see that **RAM Boost Master** is the tool you're looking for a long time, it shows you the backstage of your computer, and more, it lets you control the memory of your computer easy and fast.

RAM Boost Master

The user interface (Overview)

The user interface (Overview)



Overview: When **RAM Boost Master** is started, the System Overview screen is the default screen.

- ▶ performance show the details of CPU usage and the PF usage.
- ▶ Optimizes your memory by clicking Fast Free and Deep Compress.

Defragment : Clean up your physical memory, including tabs of Fast Free, Deep compress, Advanced, Clean Clipboard.

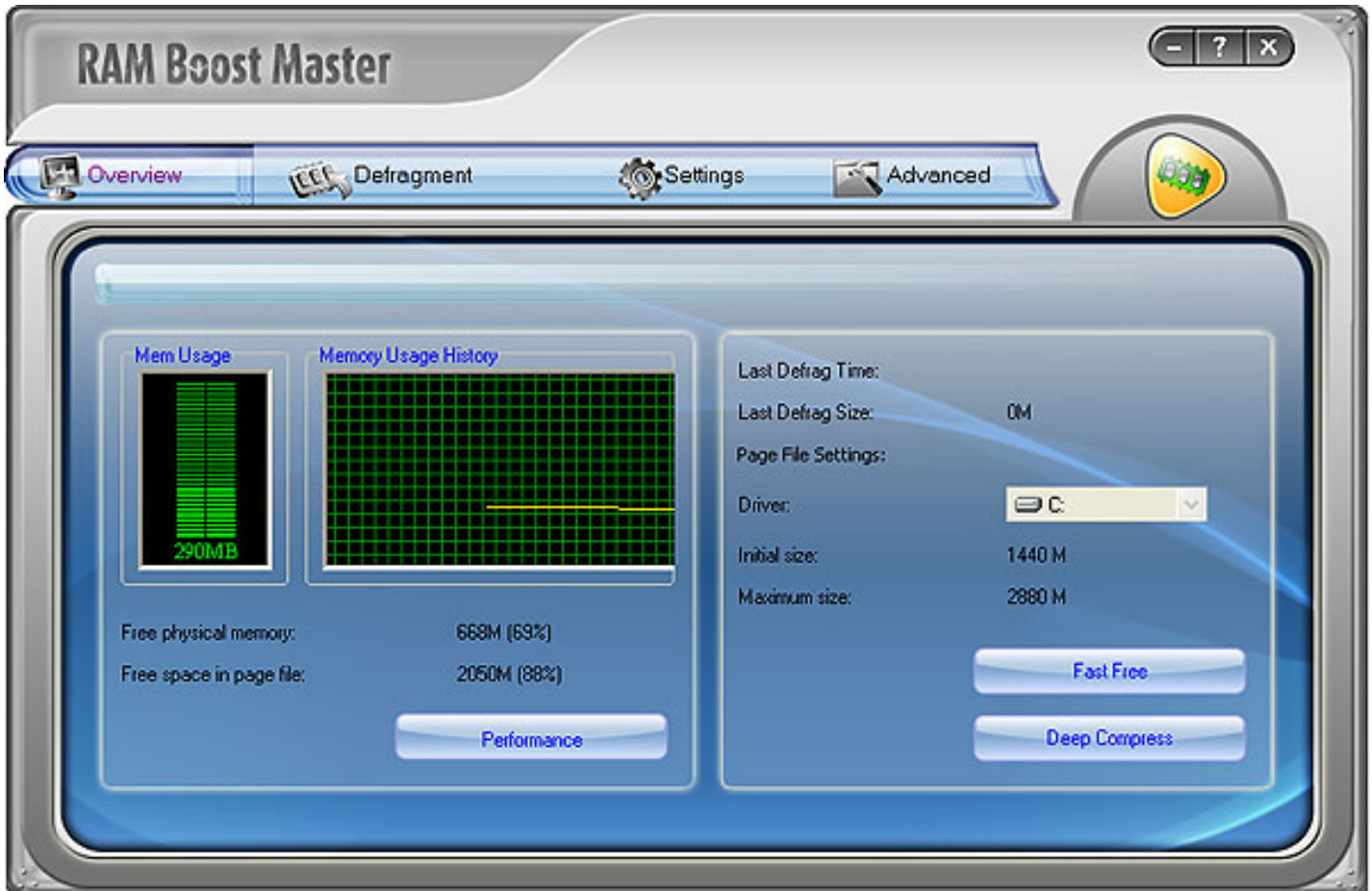
setting: It contains General Setting and Page File Setting.

Advanced : Including tabs of Black List, White List, recommended.

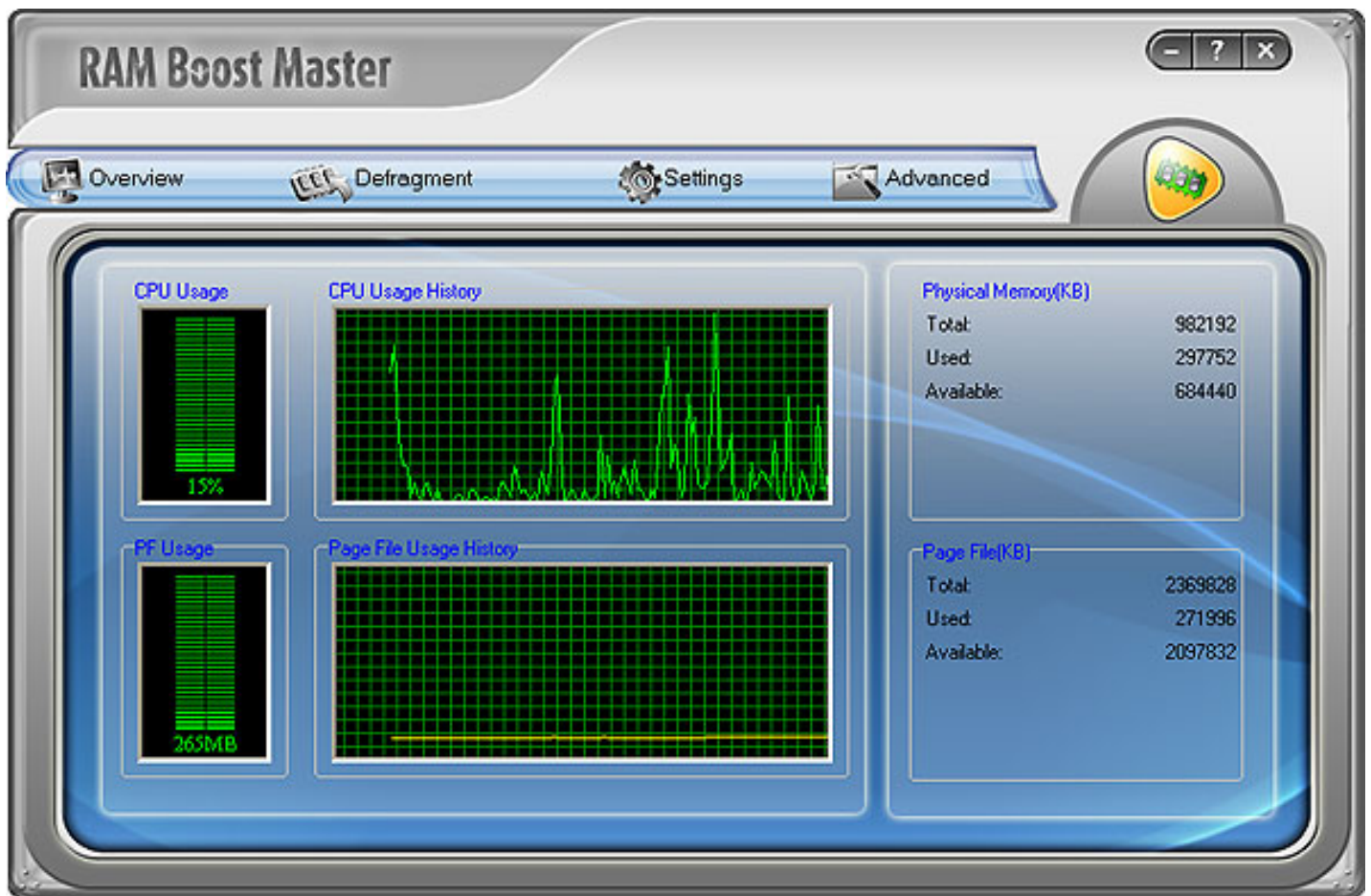
[Buy Now](#)

Overview

RAM Boost Master allows you to view detailed data of the page file usage and the CPU usage.



► **Step 1** : To view the detailed information, click . You can see the exact data of the Page File usage and the CPU usage .



► **Step 2** : Free up your memory so that you have much more space for other processes you want to run.

A : To clean up your memory rapidly, click



B: To Compress your memory deeply, click



Other Using Process:

► [Defragment](#)

► [Settings](#)

► [Advanced](#)

Buy Now

Defragment

In this area ,you can see the CPU Usage, Physical Memory Usage, Page File Usage and the Defrag process.



▶ **step 1:** To clean up your memory rapidly, click

Fast Free

▶ **step 2:** To compress your memory deeply, click

Deep Compress

▶ **step 3:** To switch to the area of Advanced, click

Advanced

▶ **Step 4:** If the clipboard contains data that is no longer used, you can clear it to free up more memory. Operate it by clicking

Clean Clipboard

Other Using Process:

▶ [Overview](#)

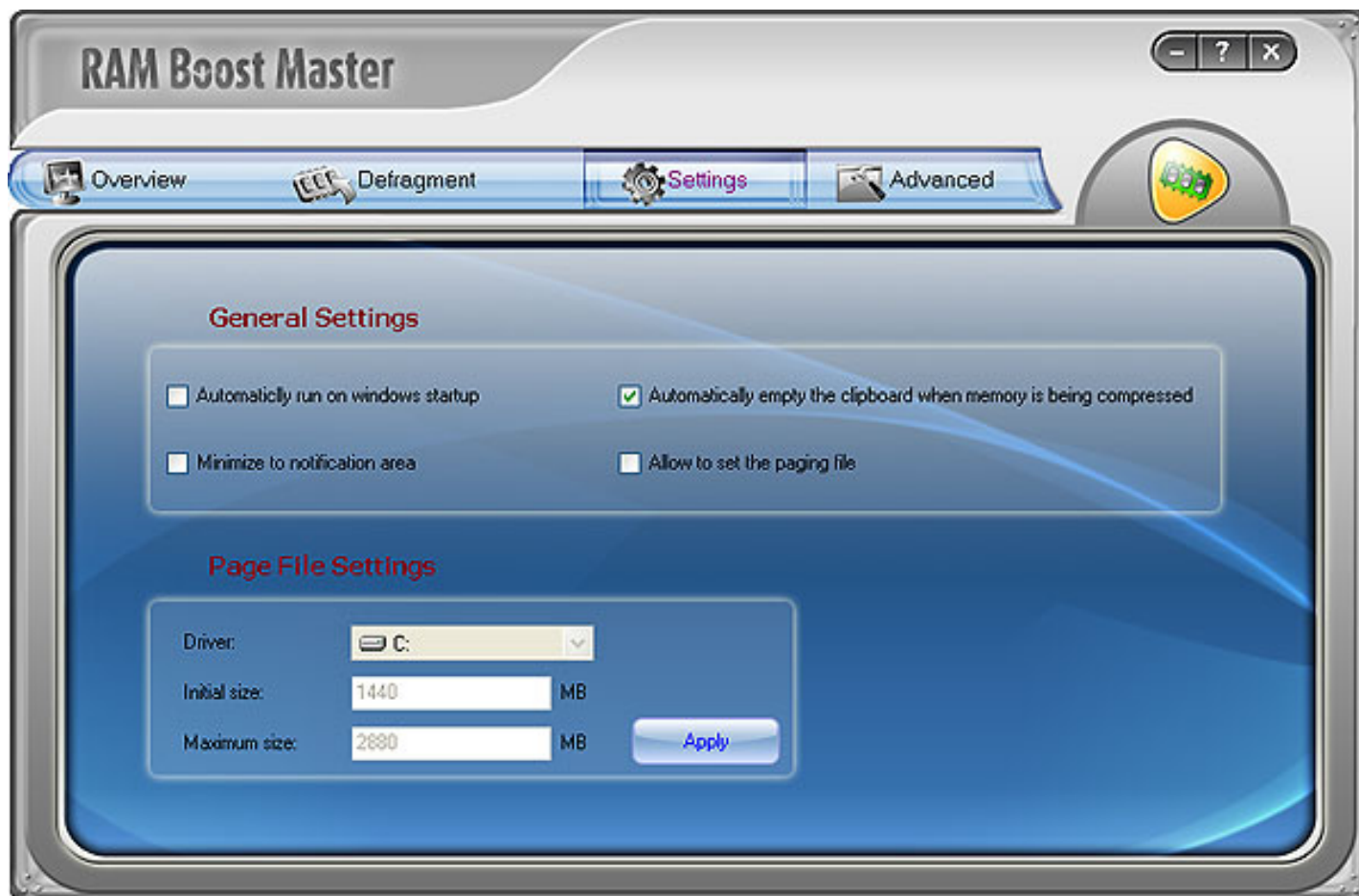
▶ [Settings](#)

▶ [Advanced](#)

Buy Now

Settings


If you wish to change the automatic memory optimization settings for **RAM Boost Master**, go to settings.



General Settings

- ▶ **Step 1:** Under General Setting, you can select automatically on Windows startup so that RAM Boost Master can ensure optimum performance as soon as Windows starts.
- ▶ **Step 2:** Automatically empty the clipboard when the memory is being compressed by selecting the second settings.
- ▶ **Step 3:** Select Minimize the notification area to have an icon that shows your current memory usage status in the notification area next to the clock. If you do not select this option, **RAM Boost Master** will continue to work in the background, but will be invisible. To access **RAM Boost Master**, you will have to call up the program through the Start Center or the Start menu.
- ▶ **Step 4:** Set the page file settings by selecting Allow to set the paging file.

Page File Settings

You can start to set the page file after select the Allow to set the page file under the General Setting. Finally, do not forget to active the settings by clicking 

Other Using Process:

▶ [Overview](#)

▶ [Defragment](#)

▶ [Advanced](#)

Buy Now

Advanced

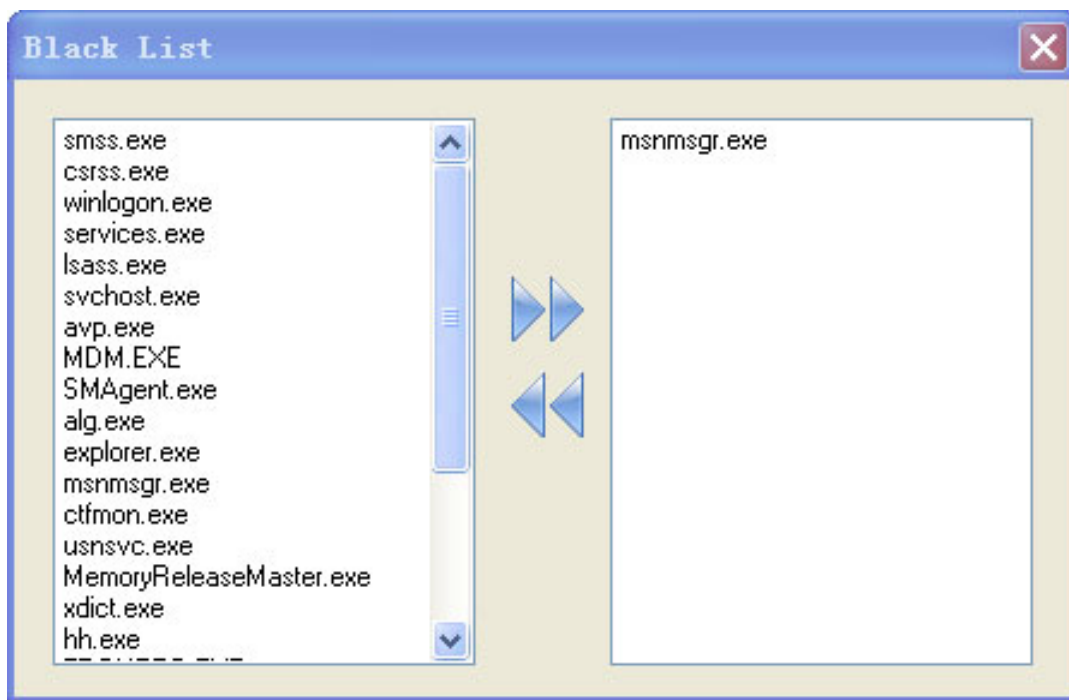


Automatically optimize your memory by following steps

► **Step 1:** After select the Auto Optimize by time, you can set the time interval and progress the operation of the Black List and White List. Add or remove the process in the list .

A: Add the process you want to clean up or compress into the Black List. Just click Black List, then you will see following box.

B: Add the process you do not want to clean up or compress into the White List. just operate it by clicking White List.



► **Step 2:** Under Auto Optimize by memory, you can specify the free memory level that triggers automatic optimization, and how much memory you want to free up . For example you can set it at 50 MB

If you wish to restore the module to the recommended settings, click



Other Using Process:


► [Overview](#)

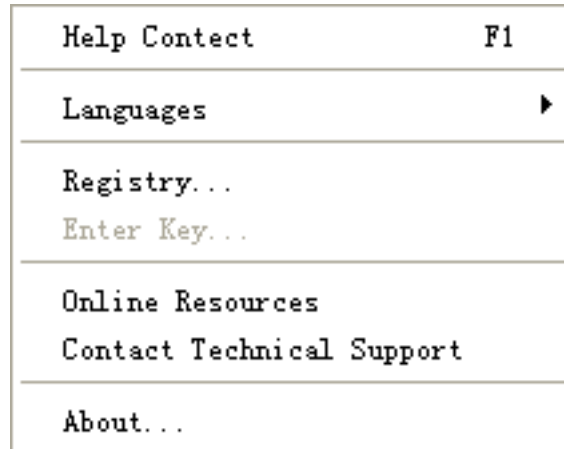
► [Defragment](#)

► [Settings](#)



Question Icon

The Question Icon  shows other information about RAM Boost Master. Click this icon, you will see the following window:



Help Content: Click this button or the Key "F1"(it works anywhere in the program), and a detailed help page about RAM Boost Master will open. .

Language: choose the language .

Registry :Guide to the registration window.

Enter Serial Number: Enter the registration key to switch the trial version into full version.

Online Resources: Link to [CareWindows Website](#) .

Contact Technical Support: Contact our Support Team.

About: Show the information of this software.

Buy Now

About CareWindows

Be the Global Leader of Windows!

Being a shareware developer of Windows Operating System solutions, **CareWindows** take the lead in this domain. We have professional experience in execution of our policy - Think as A Customer, which gives us the idea to create reliable and simple-in-use software products for you.

CareWindows R&D Center creates simple solutions to complicated problems. And sleek, clear interfaces in our accomplishment make everything you need from us being enjoyable.

Contact Us

For Customers

Email:

English: support@carewindows.com

French: support_fr@carewindows.com

German: support_de@carewindows.com

Tel:

+1 952 646-5022 (for calls from outside the U.S.)

+1,800,406 4966 (for calls from inside the U.S.)

RAM Boost Master

Product ID: 300178246



We always do our best to answer your question!

For Partners

North America:

sales@carewindows.com

We benefit together with our partners in a win-win model - the CareWindows Business Model, and we love to talk about our creations with you.



FAQs

➤ What is memory?

Memory is the main place where your computer stores and reads information while it is running. That's part of the OS and software you're running and also data he's working with.

➤ Why it is so important?

Memory is important because it's what keeps your computer running quickly. When you have a lot of programs running, which may consume all your memory, then your computer has to use your hard disk for memory. Because hard disks are almost a hundred times slower than memory, your computer slows to a crawl when it runs out of memory. It also often becomes unstable.

➤ Can RAM Boost Master make my system unstable?

No. If anything, because it increases the amount of memory available to applications, your system should become more stable. It does not modify your system files in any way.

➤ Defragment

Under RAM Boost Master, you can specify the free memory level that triggers automatic optimization, and how much memory you want to free up.

➤ Manual Optimization

A: Under Clipboard, the module shows the current amount of memory occupied by the data in your clipboard. Click clean Clipboard to free up the memory used by this data.

B: You can adjust the amount of memory to free-up in 1MB steps by using the appropriate slider

➤ Fast free and deep compress

A: To Clean up your memory rapidly, click



B: To Compress your memory deeply, click



How to buy RAM Boost Master

As soon as you make your order, our resellers will verify it. Your order will most likely be processed within less than 1 hour, but in some VERY rare cases it may take resellers more than 24 hours to process your payment.

The registration key will be automatically generated at our server and e-mailed to you immediately after we receive payment confirmation from our e-commerce reseller.

Please do not worry if you haven't received the registration information right away. Delays usually occur due to the high security settings of spam filters used by our clients. Our message may be rejected as a spam message by the mail service you use.

If you haven't got the registration message in several hours, feel free to contact our [Support Team](#) via email.

If you have any questions concerning our software, mail to: support@carewindows.com. **We always do our best to help you!**



Buy Now

Why RAM Boost Master?

Save Time

- It is outstanding in **high-speed**;
- The **easy-in-use interface** reduces your time in learning;

Save Money

- It is **one-way ticket** you have to buy in fixing all your registry problems;
- Guarantee **30-days-money-back** if you are unsatisfied with it!

All in one tool

Do more with dealing with memory, free and clean up your memory are all supported by this powerful tool.

Easy-in-use

It is easy to use and fast in speed, With step-by-step manual, no matter an

experienced user or a beginner you are, the software will make the task of optimizing your system a breeze!

What will you have after purchase?

Full version of RAM Boost Master

There would no limit in its functions, and you could have fun in unlimited system optimizing.

Lifetime license

When you purchase RAM Boost Master, you get free online upgrades on the main version with Lifetime Upgrade Policy.

Customer care

We are pleased to offer our care to meet your needs. We promise our customers, any customer question will be satisfied within 1 business day!

Coupons for CareWindows products in Discount Center

We prepared a series of benefits for our customers.